

Respecting our

NATURAL ENVIRONMENT



Fraser Coast
REGIONAL COUNCIL

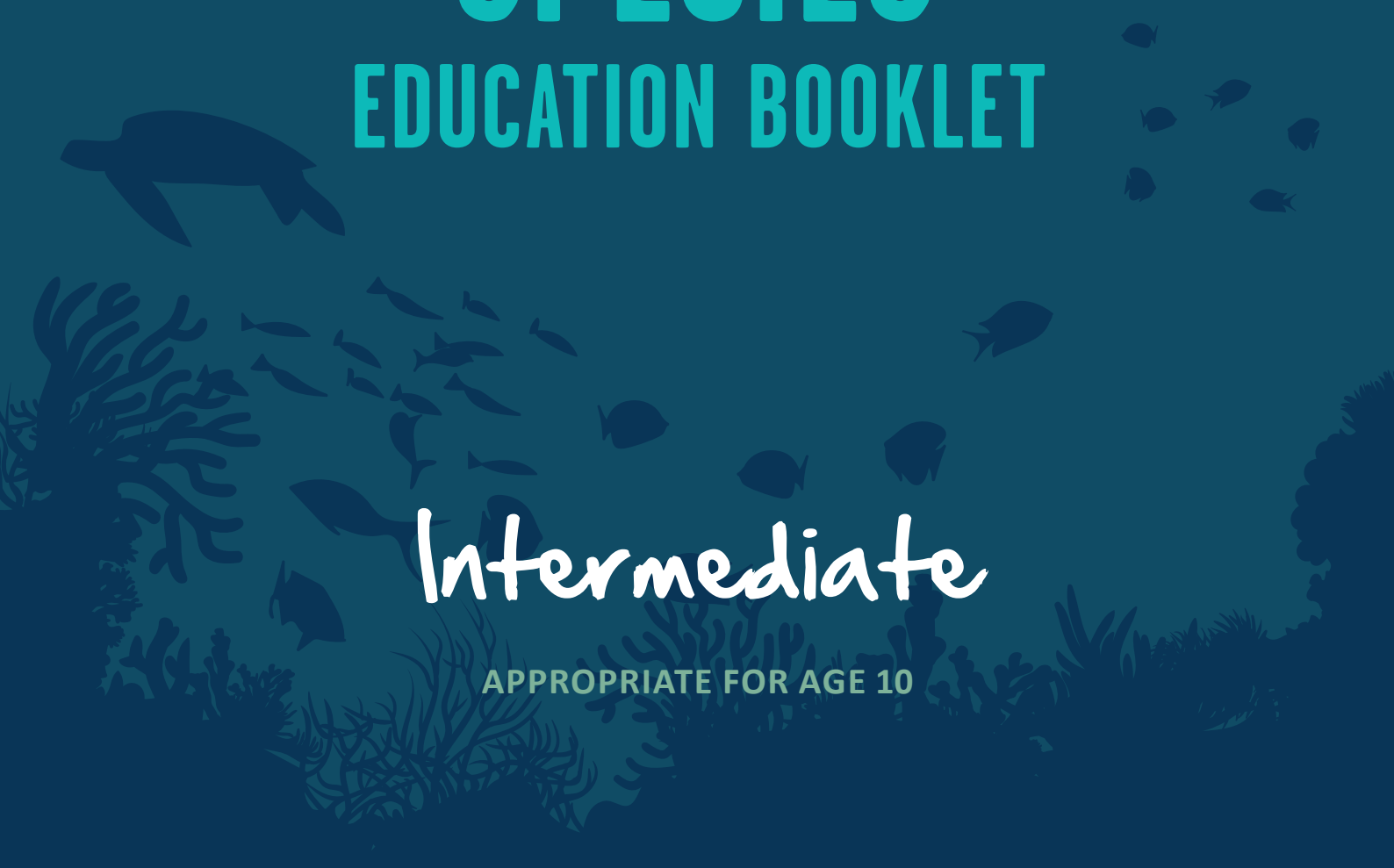
Discover • Connect • Conserve

.....

THREATENED SPECIES EDUCATION BOOKLET

Intermediate

APPROPRIATE FOR AGE 10



INTERMEDIATE APPROPRIATE FOR AGE 10

EDUCATION BOOKLET

Parent, Guardian and Teacher Notes

Hi there!

Hi there! We hope that your child/student enjoys completing these activities before and after 'The Sign Search' for information about these amazing threatened species on the beautiful Fraser Coast. Our goal is to empower your child/student with knowledge of their local natural environment and also, the 'know-how' to be able to help protect it.

This Fraser Coast Regional Council education booklet was developed to align with the information provided on the signage installed in Point Vernon.

This signage has been installed by the Fraser Coast Regional Council to raise awareness about the environmental values of this region and to provide nature-based learning experiences in the following three key areas:

- **Marine Turtles**
- **Shorebirds**
- **Marine Values** (Seagrass Meadows, Coral Reefs, Rocky Shores and Mangroves)

Activities are divided into the following:

- Before your '**Sign Search**'
- '**The Sign Search!**'
- After your '**Sign Search**'

'The Sign Search!' activities have been designed to be completed at the sign location specified in the activity explanation.

MARINE TURTLES


INTERMEDIATE

Harper the Hawksbill Turtle

(Eretmochelys imbricata)

Here's Harper the Hawksbill Turtle, as happy as can be,
A beak pointed like a hawk, and
serrated shell pattern are key

Another telling
sign of Harper,
is her smallish
size



ACTIVITIES IN THIS BOOKLET

ACTIVITY 1: 'Before Sign Search'
Label the Marine Turtle

ACTIVITY 2: 'Sign Search'
Excursion to find the 'Turtles
are in Trouble' sign. Create
a turtle awareness poster to
inform people about turtles
nesting

ACTIVITY 3: 'After Sign Search'
Marine Turtle Crossword,
watch and learn, with a quiz


Averaging 50 kg however,
Harper is not exactly
tiny like – say - flies

Being a Hawksbill Turtles means
spending your life in coastal waters
Swimming from coral reefs, to rocky shoals
and mangrove borders

There's always plenty of fish around
but they aren't to Harper's taste
She'd prefer a sea sponge or a toxic
jelly on her plate!

ACTIVITY 1: 'BEFORE SIGN SEARCH'

Label the Marine Turtle



beak
carapace
flipper


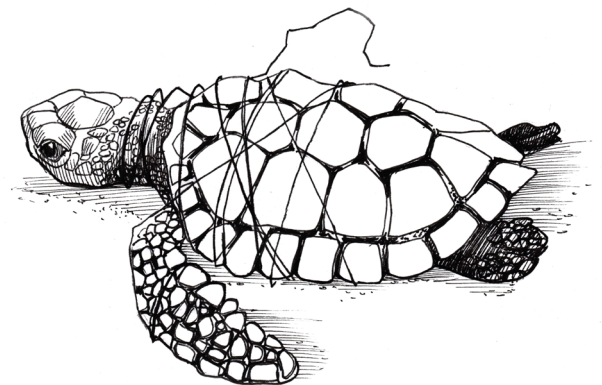
head
plastron

ACTIVITY 2: 'SIGN SEARCH'

Find the sign 'Turtles are in Trouble'


Find the 'Turtles are in Trouble' sign. Have a read and design a poster to bring awareness regarding threats to turtles and how people can help. You could make your poster about one of the other ways people can help protect sea turtles like:

- Properly discarding fishing line, hooks and bait bags and carefully picking up any you find
- Using chemicals around your home wisely and disposing of them properly
- Reducing your boat speed in shallow seagrass and coral reef areas
- Reducing your use of plastic and disposing of it properly
- Preventing your dog from disturbing nesting females, nests and hatchlings



ACTIVITY 2: 'SIGN SEARCH'


Design a turtle nesting poster informing people about the threats to turtles



ACTIVITY 3: 'AFTER SIGN SEARCH'

Complete the crossword puzzle below and learn about marine turtles!

Answers can be found within the workbook and the signs.



ACROSS


- 4 - One of the four species of marine turtles found in the Fraser Coast
- 6 - An example of a threat to turtles (clue: uses a hook)
- 8 - What is the status of the Hawksbill and Green Turtle?
- 9 - One of the four species of marine turtles found in the Fraser Coast?
- 10 - One of the four species of marine turtles found in the Fraser Coast?

DOWN

- 1 - The special name for the shell on the turtles back
- 2 - The special name for the shell on the turtles underside
- 3 - What is the status of the Loggerhead and Olive Ridley Turtle?
- 5 - One of the four species of marine turtles found in the Fraser Coast?
- 7 - An example of a threat of turtles (clue: often used as single-use packaging)

SHOREBIRDS

INTERMEDIATE



Gary the Grey-tailed Tattler

(Tringa brevipes)

When you see Gary bobbing about,
teet-teeting then eating a crab
When you see his muddy legs
sloshing about looking kind of drab
You think, Gary looks right at home,
on the sweltering mangrove mudflat
This must be where he lives all year
round, his home, his 'habitat'


Can you imagine Gary, going from
this place to the opposite?
Flying from warm mudflats to frozen
mountains seems hardly appropriate
But Gary makes that journey of
13,000 km, with about
48,000 of his mates
To an icy 10 degree remote
mountainous region at northern
Siberia's gates

ACTIVITIES IN THIS BOOKLET

- ACTIVITY 1:** 'Before Sign Search'
Parts of a curlew label
- ACTIVITY 2:** 'Sign Search'
Excursion to find 'Meet the
Tourists' Sign, have a read
and do the Bingo activity
- ACTIVITY 3:** 'After Sign Search'
Bird Beak Mask Template

ACTIVITY 1: 'BEFORE SIGN SEARCH'

Cut, sort and paste to label the Eastern Curlew



Long down - curved bill for probing mud and digging up crabs

Dark streaked brown plumage/feathers for camouflage

Long legs for wading

Slow and deliberate wing beats to conserve energy

Has the largest body out of all the shorebirds in the world

High ankle joints often confused with knees

ACTIVITY 2: 'SIGN SEARCH'

Shore Bird Spy Bingo!


Find 'Meet the Locals' Sign, have a read about the four featured birds on the sign. See if you can spot them, among other things at the beach in a game of BINGO! Spot four in a row and you've got BINGO! (you could collect some seashells to use as markers).

A bird diving	5 different shaped shells	Pied cormorant	A crab
Birds flying	Two pieces of driftwood	A piece of seaweed	People
Eastern osprey	Coral	Sooty oystercatcher	Beach-stone curlew
A fish	A birds nest	A baby bird	Find a long legged bird

ACTIVITY 3: 'AFTER SIGN SEARCH'

Bird Beak Mask Template

Print out, colour and cut out a paper mask outline or use a colored template to make the beautiful mask in seconds. Use tape to attach the eyes, beak and headband.




Cut two of me to make a headband.

MARINE VALUES

INTERMEDIATE

CORAL, SEAGRASS MEADOWS, ROCKY SHORE AND MANGROVES



Larry the
Limpet

(*Patella vulgata*)

ACTIVITIES IN THIS BOOKLET

- ACTIVITY 1:** 'Before Sign Search'
Seagrass Word Search
- ACTIVITY 2:** 'Sign Search'
Find the signs 'Journey of a Dune'
and 'Pandanus Pine', sketch a
beach profile and do some leaf
rubblings.
- ACTIVITY 3:** 'After Sign Search'
Write in the spaces provided the
things you can see in the coral
reef images

The life of a limpet looks
lonesome

You only really see us
stuck on rocks

At low tide we clamp on
and hold moisture

It's our underwater life
that tends to shock

When the tide comes in
and washes over

This mild friendly limpet
on the shore

I like to move and shake,
there's my life at stake

I even challenge hungry
starfish to war

ACTIVITY 1: 'BEFORE SIGN SEARCH'

Animal word find!

Many animals hide within seagrass meadows. They hide from predators like sharks, large fish and crocodiles. Can you find the hidden animal names in the puzzle below? Animal names can be horizontal, vertical or diagonal.

P	S	O	S	T	R	S	R	S	L	U	C	B	F	A
U	G	N	O	G	U	D	E	J	A	W	L	B	R	T
Z	W	U	M	P	L	A	T	J	X	X	A	K	B	Y
Z	C	I	O	I	H	J	S	V	F	W	M	N	G	L
N	M	T	A	O	L	T	B	O	Y	S	T	E	R	D
D	C	N	R	T	I	X	O	G	L	I	M	S	K	L
O	S	S	N	N	S	T	L	B	I	F	Y	T	B	M
E	E	T	G	I	B	E	L	T	R	U	T	A	E	S
N	F	R	C	P	H	S	A	X	R	H	G	X	R	U
J	A	R	M	M	D	C	P	S	J	Y	W	E	W	A
Y	A	B	C	I	R	A	R	R	T	C	H	F	L	L
B	F	L	L	R	L	L	U	U	A	A	U	S	M	K
I	X	Q	K	H	D	L	F	N	A	W	R	G	I	G
W	A	F	F	S	L	O	Q	W	S	E	N	L	M	F
S	Q	U	I	D	D	P	I	X	N	T	S	G	M	G

- Clam
- Crab
- Dugong
- Fish
- Lobster
- Octopus


- Oyster
- Prawn
- Scallop
- Sea horse
- Sea turtle
- Sea urchin

- Sea star
- Shrimp
- Snail
- Squid
- Stingray

ACTIVITY 2: 'SIGN SEARCH'

Find the signs 'Journey of a Dune' and 'Pandanus Pine', sketch a beach profile.

BEACH PROFILE




ACTIVITY 2: 'SIGN SEARCH'

Find and read the 'The Understorey: A necessary Mess'.
Do some leaf rubbings of the different leaves you find in the understorey

HOW TO DO A LEAF RUBBING:

1. Place the leaf on a flat surface
2. Cover the leaf with paper
3. Slowly, use either crayons, coloured pencils and/or oil pastels and rub it over the top of the paper to see the outline and details of the leaf




ACTIVITY 3: 'AFTER SIGN SEARCH'

Find the 'Coral Reef' sign and have a read.

WHAT ARE CORAL REEFS?

Coral reefs are underwater ecosystems that are made up of hard and soft corals of many shapes and colours. The largest coral reef system is the Great Barrier Reef. This is more than 2,400 km long! Why are coral reefs important? Coral reefs provide food, shelter and breeding sites for over 25% of all marine species.

Colour in the below coral reef.




ACTIVITY 3: 'AFTER SIGN SEARCH'

Coral Reef Crossword Puzzle

What are coral reefs?

Complete the crossword puzzle below and learn about coral reefs.



ACROSS

- 5 - One of the threats to coral reef caused by the burning of fossil fuels (two words)
- 7 - A brightly coloured animal sometimes called the 'flowers of the sea'

DOWN

- 1- What has a direct negative impact on coral reefs? (clue: a material often used as single-use packing)
- 2 - A slimy (sometimes scaly) long creature found in coral reef
- 3 - What do coral reefs provide from waves? Another word for shelter
- 4 - A creature found in the coral reef with a hard shell (two words)
- 6 - What are often called 'Rainforest of the Sea'?